



For more information, visit these websites:

www.flhsmv.gov/safety-center/child-safety/bicycle-pedestrian-safety





SAFE WALKERS



**SAFE
WHEELS**



- Do not cross the street alone if you are younger than 10 years old
 - Look Left-Right-Left before crossing
 - Walk on the sidewalk
 - Do not run across the street, or between parked cars
 - Cross at crosswalks and intersections
 - Read and follow signs and signals to stay safe
 - Wear reflective clothing if you are walking at night
- Wear a helmet – It's the Law!
 - No head phones
 - Ride on the sidewalk
 - Walk your bike across the street
 - Check your bike's **A**ir, **B**reaks, **C**hain
 - Wear closed toe shoes
 - Do not double ride or tow
 - Lock up your bike

BIKE WORD SEARCH

B	P	B	R	A	K	E	S
W	H	E	E	L	S	L	R
S	G	R	Y	Y	O	D	Q
L	A	W	K	B	C	P	O
E	S	N	R	I	D	E	I
E	I	S	L	K	E	U	Q
S	G	P	T	E	Z	V	H
T	N	H	E	L	M	E	T
O	A	F	S	I	G	N	S
P	L	K	Q	A	I	R	X
B	R	A	I	N	O	A	C



HELMET

LAW

BIKE

STOP

WHEELS

BRAKES

BRAIN

RIDE

SIGNS

AIR

PEDESTRIAN WORD SEARCH

S	I	D	E	W	A	L	K
C	S	A	F	E	T	Y	E
R	C	O	A	J	R	L	Y
O	L	S	L	O	O	K	I
S	I	S	G	B	S	E	T
S	T	R	E	E	T	R	E
W	C	A	R	Q	F	L	N
A	X	L	F	E	E	T	D
L	A	K	P	R	I	S	K
K	R	O	A	D	Y	W	E



SIDEWALK
CROSSWALK
CAR
SAFETY
LOOK

FEET
ROAD
STREET
TEN
RISK



Dear Parent,

Today your child participated in the MORE HEALTH'S Pedestrian and Bike Safety Lesson "*Safe Walkers & Safe Wheels.*" This lesson teaches students to follow the pedestrian and bicycle safety rules and why it's important to wear a helmet when on their bicycles, rollerblades, and scooters.

Have fun and be safe when walking and riding. Remember, good decisions go a long way towards keeping us healthy, safe and strong!

Sincerely,


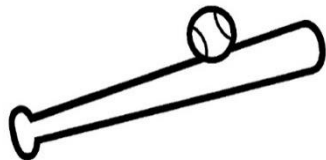
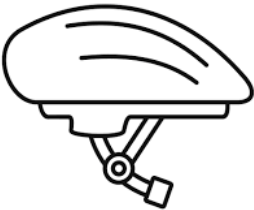

Karen Pesce Buckenheimer

Karen Pesce Buckenheimer, R.N., BSN
Executive Director, MORE HEALTH, Inc.

Lesson Sponsors



Match the Helmets!



Color the Traffic Signals and Signs

How many do you see in your neighborhood?

